



**BEST PARTNER**

SEALING · BEARING

# Usit-Ringe – Abmessungen

## Usit-Rings – Dimensions

# ttv BEST PARTNER – SEALING · BEARING

Wo immer Sie sind, wann immer Sie Dichtungs- und Gleitlagertechnik benötigen oder Ihre technische Frage zu klären ist ...

**Wir sind da! Kompetent, zuverlässig und schnell!**

## Usit-Ringe

ttv Usit-Ringe werden als Schraubendichtung in Normalstahl oder Edelstahl und in NBR/FPM/EPDM standardmäßig angeboten. Unterschiedliche Gummikörperdesigns sichern auch Ihre Anwendung.

Sichern Sie im Einsatz die Funktionalität und die Langlebigkeit Ihrer Maschinen mit Usit-Ringen von ttv.

**Bei Ihren individuellen Anwendungen und technischen Fragen berät Sie das ttv BEST PARTNER Team gerne persönlich.**

**Tel.: +49 (0) 7303 - 92874 - 0 · E-Mail: [info@ttv-gmbh.de](mailto:info@ttv-gmbh.de)**

Wherever you are or whenever you are in need of sealing and bearing technology or whether you need to clarify a technical question ...

**We are here for you! Qualified, reliable and fast!**

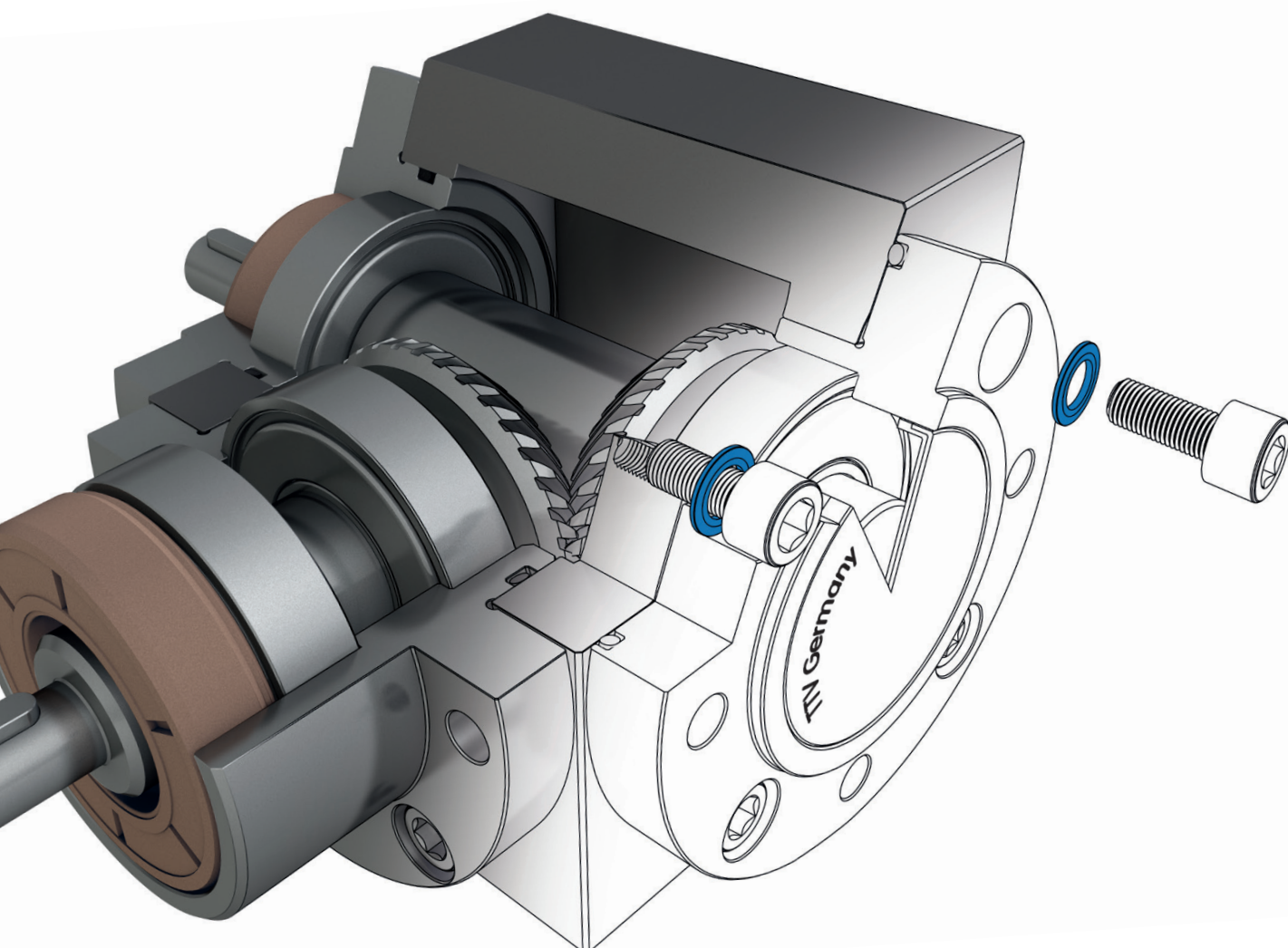
## Usit-Rings

ttv Usit-Rings are offered as standard screw gasket seal in carbon steel or stainless steel and in NBR/FPM/EPDM. Our varied supply of rubber body designs ensure your application.

It secures the function and longevity of your machine using Usit-Rings from ttv.

**For specialised applications and for technical questions the ttv BEST PARTNER Team will gladly advise you personally.**

**Tel.: +49 (0) 7303 - 92874 - 0 · Email: [info@ttv-gmbh.de](mailto:info@ttv-gmbh.de)**




# Inhaltsverzeichnis | Contents

<b>1. Usit-Ringe Typ 1</b>	<b>4</b>	<b>1. Usit-Rings Type 1</b>	<b>4</b>
Abmessungen in mm	4	Dimensions in mm	4
Abmessungen in Zoll	7	Dimensions in inches	7
<b>2. Usit-Ringe Typ 2</b>	<b>9</b>	<b>2. Usit-Rings Type 2</b>	<b>9</b>
Abmessungen in mm	9	Dimensions in mm	9
Abmessungen in Zoll	10	Dimensions in inches	10
<b>3. Usit-Ringe Typ 3</b>	<b>11</b>	<b>3. Usit-Rings Type 3</b>	<b>11</b>
Abmessungen in mm	11	Dimensions in mm	11

Änderungen der Informationen /des Inhalts aufgrund neuer Informationen, Forschung und Entwicklung sind vorbehalten, ohne dass darauf gesondert hingewiesen wird. Druckfehler und Irrtümer vorbehalten!  
Information /content is subject to change without notice due to new information, research and developments. Printing errors and mistakes reserved!

# 1. Usit-Ringe Typ 1

# 1. Usit-Rings Type 1




## Abmessungen in mm

## Dimensions in mm

Metrisches Gewinde Metric thread	Usit-Ring Abmessungen in mm   Usit-Ring Dimensions in mm			Bohrung $\varnothing$   Bore $\varnothing$
	d	D	h	d <sub>1</sub>
M2.5	3.10	6.40	1.00	2.70
M2.5	3.10	6.40	1.30	2.70
M3	3.60	7.50	1.00	3.20
M3	4.10	7.00	1.00	3.20
M3 (M3.5)	4.10	7.20	1.00	3.20 (3.70)
M4	4.50	7.00	1.00	4.20
M4	4.60	9.00	1.00	4.30 (4.20)
M4	4.90	8.60	1.00	4.30
M5	5.60	10.00	1.00	5.20
M5	5.70	9.00	1.00	5.30 (5.20)
M5	5.70	9.20	1.00	5.30
M5	5.70	10.00	1.00	5.30 (5.20)
M5 (M5.5)	6.20	9.20	1.00	5.30 (5.70)
M6	6.60	11.00	1.00	6.20
M6	6.70	10.00	1.00	6.40 (6.20)
M6	6.70	11.00	1.00	6.40 (6.20)
M6	6.70	11.00	2.50	6.40 (6.20)
M6	6.85	13.27	1.30	6.20
M6	6.90	13.20	1.30	6.40
M6	7.00	11.40	1.00	6.20
M6	7.00	13.40	1.30	6.40
M6 (M6.5)	7.10	12.00	1.00	6.40 (6.70)
M6 (M6.7)	7.30	10.20	1.00	6.40 (6.90)
M6 (M8)	8.50	13.40	1.00	6.40 (8.20)
M8	8.60	13.00	1.00	8.20
M8	8.70	13.00	1.00	8.40 (8.20)
M8	8.70	14.00	1.00	8.40 (8.20)

Metrisches Gewinde Metric thread	Usit-Ring Abmessungen in mm   Usit-Ring Dimensions in mm			Bohrung Ø   Bore Ø
	d	D	h	d <sub>1</sub>
M8	8.70	14.20	1.30	8.40
M8	8.70	16.00	1.00	8.40 (8.20)
M8 (M8.5)	9.30	13.30	1.00	8.40 (8.70)
M10	10.35	16.00	2.00	9.95
M8 (M10)	10.70	16.00	1.50	8.40 (10.20)
M10	10.70	17.00	1.50	10.20
M8 (M10)	10.70	18.00	1.50	8.40 (10.20)
M10 (M11)	11.40	16.30	1.50	10.50 (11.20)
M11	11.80	18.10	1.50	11.20
M10 (M11)	11.80	18.50	1.50	10.50 (11.20)
M10 (M11)	11.80	19.10	1.50	10.50 (11.20)
M10 (M12)	12.70	18.00	1.50	10.50 (12.20)
M12	12.70	19.00	1.50	12.20
M10 (M12)	12.70	20.00	1.50	10.50 (12.20)
M12 (M13)	13.70	20.00	1.50	13.00 (13.20)
M12	13.70	20.60	2.10	13.00
M12 (M13)	13.70	22.00	1.50	13.00 (13.20)
M12	13.70	22.20	1.59	13.00
M13	13.80	20.10	1.50	13.20
M12 (M13.5)	14.00	18.70	1.50	13.00 (13.70)
M14	14.70	21.00	1.50	14.20
M12 (M14)	14.70	22.00	1.50	13.00 (14.20)
M12	14.90	22.30	2.10	13.00
M14 (M15)	16.00	22.70	1.50	15.00 (15.20)
M14	16.50	25.50	2.10	15.00
M16	16.70	23.00	1.50	16.20
M14 (M16)	16.70	24.00	1.50	15.00 (16.20)
M16.5	17.20	23.90	2.10	16.70
M17	17.40	23.70	1.50	17.20
M14 (M17)	17.40	24.00	1.50	15.00 (17.20)
M14	17.40	24.00	2.00	15.00
M16 (M17.5)	18.00	24.70	1.50	17.00 (17.70)
M16	18.20	25.40	2.50	17.00
M16 (M18)	18.70	26.00	1.50	17.00 (18.20)
M18	18.70	27.00	2.00	18.20
M18 (M20)	20.70	28.00	1.50	19.00 (20.20)
M20	20.70	29.00	2.00	20.20
M18 (M21)	21.50	28.70	2.50	19.00 (21.20)
M21	21.70	30.00	2.00	21.20
M20 (M22)	22.50	28.00	1.50	21.00 (22.20)

Metrisches Gewinde Metric thread	Usit-Ring Abmessungen in mm   Usit-Ring Dimensions in mm			Bohrung Ø   Bore Ø
	d	D	h	d <sub>1</sub>
M20 (M22)	22.70	30.00	2.00	21.00 (22.20)
M20 (M22)	22.70	30.00	3.00	21.00 (22.20)
M22	22.70	31.00	2.00	22.20
M23	23.70	32.00	2.00	23.20
M20 (M24)	24.70	32.00	2.00	21.00 (24.20)
M24	24.70	33.00	2.00	24.20
M22	26.70	35.00	2.00	23.00
M24	27.00	35.00	2.50	25.00
M26	27.00	35.30	2.00	26.20
M24 (M27)	27.20	36.00	2.00	25.00 (27.20)
M27	27.70	36.00	2.00	27.20
M28	28.60	36.00	2.00	28.20
M24	28.70	37.00	2.00	25.00
M28.5	29.20	37.50	2.00	28.70
M30	30.70	39.00	2.00	30.20
M27 (M30)	31.00	39.00	2.00	28.00 (30.20)
M27 (M33)	33.70	42.00	2.00	28.00 (33.20)
M27	33.90	42.80	3.25	28.00
M27	33.90	42.90	3.40	28.00
M30 (M33)	34.30	43.00	2.00	31.00 (33.20)
M30 (M36)	36.70	46.00	2.00	31.00 (36.20)
M36	37.00	48.00	2.50	36.20
M36 (M39)	40.00	51.00	2.50	37.00 (39.20)
M39	40.00	51.00	2.50	39.20
M36 (M42)	42.70	53.00	3.00	37.00 (42.20)
M42	43.00	54.00	2.50	42.20
M45	46.00	57.00	2.50	45.20
M36 (M48)	48.70	59.00	3.00	37.00 (48.20)
M48	49.00	60.00	2.50	48.20
M42	51.70	63.50	3.25	43.00
M42 (M51)	52.00	60.00	3.00	43.00 (51.20)
M48 (M52)	53.30	64.50	3.00	50.00 (52.20)
M48 (M60)	60.70	73.00	3.00	50.00 (60.20)
M68	68.60	79.50	3.50	68.20
M75	76.10	90.30	3.38	75.20
M64	76.10	90.30	3.40	66.00
M88	89.09	101.48	3.25	88.20
M125	127.00	143.67	5.00	125.20



## Abmessungen in Zoll

## Dimensions in inches

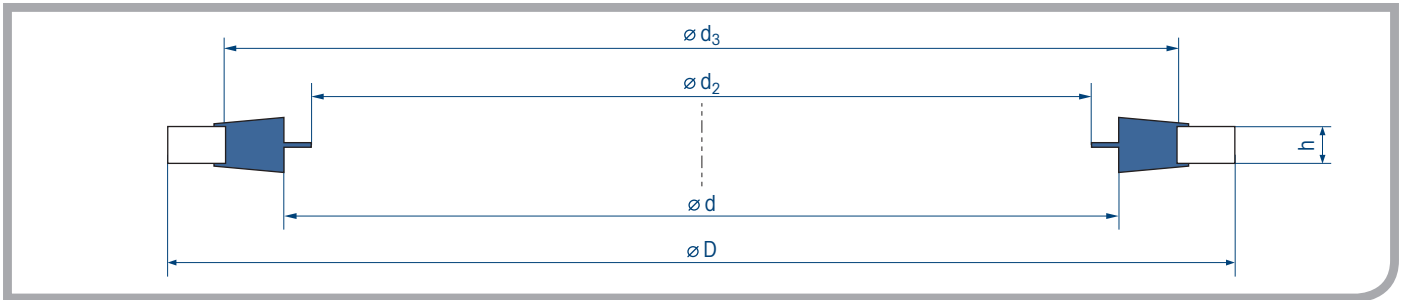
Zoll Gewinde Inch thread	BSP	Usit-Ring Abmessungen in Zoll   Usit-Ring Dimensions in inch			Bohrung $\varnothing$   Bore $\varnothing$
		d	D	h	d <sub>i</sub>
6BA		3.05	6.35	1.22	2.79
1/8		3.70	8.05	1.04	3.50
9/64		4.00	8.38	1.04	3.90
4BA		4.12	7.26	1.22	3.60
5/32		4.70	9.29	1.04	4.50
2BA		5.21	8.38	1.22	4.69
3/16		5.60	10.79	1.37	5.40
7/32		6.20	11.55	1.37	6.00
1/4		6.86	13.21	1.22	6.34
1/4		6.99	13.34	1.22	6.35
1/4		7.10	13.18	1.37	7.00
5/16		8.31	13.34	1.22	7.93
5/16		8.64	14.22	1.22	7.94
5/16		8.70	15.16	1.37	8.50
3/8		10.30	17.52	1.37	10.20
3/8	1/8	10.37	15.88	2.00	9.53
40		11.26	18.36	2.00	10.16
7/16		11.69	19.05	2.00	11.11
7/16		11.90	19.53	1.90	11.70
1/2		13.70	22.30	1.90	13.50
1/2	1/4	13.74	20.57	2.00	12.70
9/16		14.86	22.23	2.00	14.28
9/16		15.30	24.68	1.90	15.00
60		15.83	22.23	2.00	15.23
5/8		16.52	25.40	2.00	15.88
5/8		16.90	27.05	1.90	16.80
	3/8	17.28	23.80	2.00	16.64
11/16		18.16	25.40	2.34	17.46
11/16		18.50	29.43	2.28	18.20
3/4		19.69	26.92	2.34	19.05

Zoll Gewinde Inch thread	BSP	Usit-Ring Abmessungen in Zoll   Usit-Ring Dimensions in inch			Bohrung Ø   Bore Ø
		d	D	h	d <sub>1</sub>
3/4		20.30	32.23	2.28	20.00
13/16	1/2	21.54	28.58	2.34	20.64
13/16		21.90	34.59	2.28	21.50
7/8	5/8	23.49	31.75	2.34	22.23
7/8		23.50	36.98	2.28	23.20
15/16		24.26	33.27	2.34	23.80
15/16		25.10	38.96	2.28	24.80
1		26.70	42.13	2.28	26.50
1	3/4	27.05	34.93	2.34	25.41
1 1/16		27.82	38.61	2.34	27.00
1 1/8		29.33	36.58	2.34	28.57
1 1/8		29.80	46.91	2.28	29.50
1 3/16	7/8	30.81	38.10	2.34	30.15
1 1/4		32.64	41.40	3.25	31.74
1 1/4		33.00	51.28	3.40	32.80
1 5/16	1	33.89	42.80	2.34	33.33
1 5/16	1	33.89	42.80	3.25	33.33
1 3/8		35.94	44.45	3.25	34.92
1 1/2		38.96	47.75	3.25	38.10
1 1/2		39.50	58.93	3.40	39.00
1 5/8	1 1/4	42.93	52.38	3.25	41.29
1 3/4		45.34	57.15	3.25	44.44
1 7/8	1 1/2	48.44	58.60	3.25	47.64
2		51.69	63.50	3.25	50.79
2 1/8	1 3/4	54.89	69.85	3.25	53.99
2 1/4		58.04	70.36	3.25	57.14
	2	60.58	73.03	3.25	59.62
		64.39	77.72	3.25	63.49
2 1/2	2 1/4	66.68	79.50	3.25	65.50
	2 1/2	76.08	90.17	3.25	75.18



## 2. Usit-Ringe Typ 2

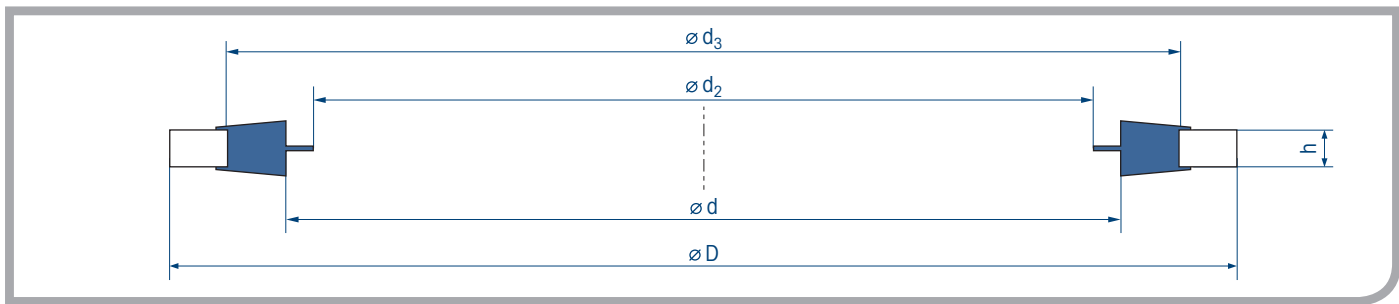
## 2. Usit-Rings Type 2



### Abmessungen in mm

### Dimensions in mm

Metrisches Gewinde Metric thread	Usit-Ring Abmessungen in mm   Usit-Ring Dimensions in mm				
	d	d <sub>2</sub>	d <sub>3</sub>	D	h
M4	4.50	3.30	5.40	7.00	1.00
M5	5.70	4.45	7.40	10.00	1.00
M6	6.70	5.60	8.00	10.00	1.00
M8	8.70	6.40	10.40	14.00	1.00
M10	10.70	8.05	12.40	16.00	1.50
M12	12.70	9.73	14.10	19.00	1.50
M14	14.70	11.38	16.40	22.00	1.50
M16	16.70	13.41	18.40	24.00	1.50
M18	18.70	14.76	20.40	26.00	1.50
M20	20.70	16.76	22.50	28.00	1.50
M22	22.70	18.74	24.40	30.00	2.00
M24	24.70	20.11	26.40	32.00	2.00



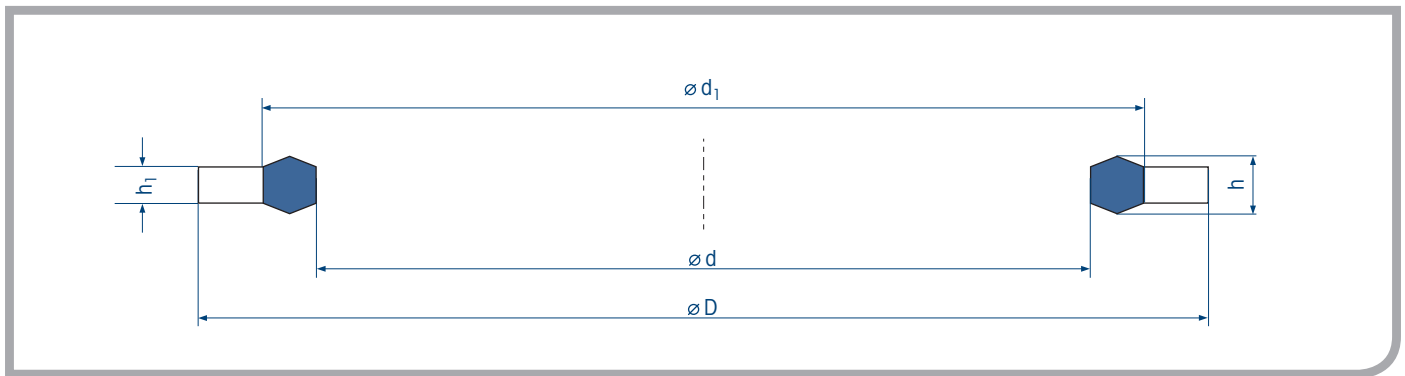
## Abmessungen in Zoll

## Dimensions in inches

BSP Gewinde Inch thread	Usit-Ring Abmessungen in Zoll   Usit-Ring Dimensions in inch				
	d	d <sub>2</sub>	d <sub>3</sub>	D	h
BSP 1/8	10.37	8.26	11.84	15.88	2.00
BSP 1/4	13.74	11.18	15.21	20.57	2.00
5/8	16.51	12.90	18.75	25.40	2.00
BSP 3/8	17.28	14.76	18.75	23.80	2.00
11/16	18.16	14.50	19.69	25.40	2.40
BSP 1/2	21.54	18.24	23.01	28.58	2.47
BSP 5/8	23.49	20.27	24.97	31.75	2.47
BSP 3/4	27.05	23.83	28.53	34.93	2.47
BSP 7/8	30.81	27.51	32.29	38.10	2.47
BSP 1	33.89	29.92	36.88	42.80	3.40
BSP 1 1/4	42.93	38.45	45.93	52.38	3.40
BSP 1 1/2	48.44	44.45	51.39	58.60	3.40
BSP 1 3/4	54.89	50.42	58.30	69.85	3.40
BSP 2	60.58	56.26	63.63	73.03	3.40
BSP 2 1/4	66.68	62.36	69.98	79.50	3.40
BSP 2 1/2	76.08	71.50	79.38	90.17	3.40

### 3. Usit-Ringe Typ 3

### 3. Usit-Rings Type 3



#### Abmessungen in mm

#### Dimensions in mm

Metrisches Gewinde Metric thread	Usit-Ring Abmessungen in mm   Usit-Ring Dimensions in mm									
	d		$d_3$	D		h		$h_1$		Bohrung $\varnothing$   Bore $\varnothing$
		Tol $\pm$			Tol $\pm$		Tol $\pm$		Tol $\pm$	
M 3	3.0	0.2	4.50	5.9	0.20	1.40	0.20	1.0	0.15	3.6
M 4	4.0	0.2	6.00	7.9	0.20	1.50	0.20	1.0	0.15	4.5
M 5	5.0	0.2	6.40	8.9	0.20	1.50	0.20	1.0	0.15	5.5
M 6	6.0	0.2	8.00	9.9	0.20	1.50	0.20	1.0	0.15	6.6
M 8	8.0	0.2	11.00	13.9	0.20	2.00	0.20	1.0	0.15	9.0
M 10	10.0	0.25	13.00	16.9	0.35	2.50	0.20	1.5	0.15	11.0
M 12	12.0	0.25	16.00	18.9	0.35	2.50	0.20	1.5	0.15	14.0
M 14	14.0	0.25	18.00	21.9	0.35	2.50	0.20	1.5	0.15	16.0
M 16	16.0	0.25	20.00	23.9	0.35	2.50	0.20	1.5	0.15	18.0
M 18	18.0	0.35	22.00	26.9	0.40	3.00	0.20	2.0	0.15	20.0
M 20	20.0	0.35	25.00	29.9	0.40	3.00	0.20	2.0	0.15	22.0
M 22	22.0	0.35	27.00	31.9	0.40	3.00	0.20	2.0	0.15	24.0
M 24	24.0	0.35	29.00	35.9	0.40	3.00	0.20	2.0	0.15	26.0



**BEST PARTNER**

SEALING · BEARING